

Quick Reference Guide

Sending commands to your vehicle

Whether you want to remote start the engine, lock/unlock the doors or pop the trunk, there are 3 possible ways you can send commands to your vehicle, using the:

- Factory remote.
- Aftermarket remote.
- Directed SmartStart application via your smartphone.

If applicable, you can also start the engine remotely by pressing the Lock button 3 times quickly on your factory remote.

Range Extender Ready (RXT)



Range Extender Ready (RXT) is used to amplify the distance covered by factory remote starters. The interface connects to the vehicle and uses the same code as the factory remote to remote start the vehicle. The runtime and features are identical to the OEM remote starter. Some of the advantages of RXT are greater remote range and 2-way compatibility.

RXT Operations

The following table describes the behavior of the vehicle in relation to the RXT feature. The following commands are performed on the aftermarket remote.

Command	Engine	Result
Start	NOT running.	The engine will be started.
Start	Running.	The engine will be stopped.

Runtime





The runtime is equivalent to the amount set for the OEM remote starter, which can be modified in some vehicles (refer to your vehicle owner's manual for more information). A maximum of 2 remote starts can be performed between ignition cycles.

Runtime Reset

The Runtime Reset feature allows the user to return the runtime to its predefined value. This can only be performed ONCE per remote start.

List of available commands

Note that the information below is for many Viper, Clifford, Python, Avital, Automate, Autostart and AstroStart models. Icons and commands may differ depending on the model and options purchased. Refer to your authorized installation center for more specific information.

Button(s)	Actions
	Press & hold for 1 second to lock.
	Press & hold for 1 second to unlock.
	Press & hold for 1 second to remote start.
	Press & hold for 5 seconds to activate the trunk release (optional).

* Icon and remote appearance may differ depending on the model purchased.

SmartStart compatible

This system is compatible with Directed SmartStart. For a complete list of supported features, please visit www.mysmartstart.com.

What is SmartStart?

Now you can remote start, lock and unlock your car just by pushing a button on your mobile device; using the SmartStart App from Directed, the leader in vehicle security and remote start. The simple graphical interface gives you control over the following features of your installed remote start or security with remote start system:

- Lock/Arm
- Unlock/Disarm
- Remote Car Starter
- Trunk Release
- Panic
- AUX Channels